









<http://www.schneider.org.il/gastro>

רשימת פרסומים של צוות מכון הגסטרו בשנת 2017

-  Caubet JC, Szajewska H, Shamir R, Nowak-Węgrzyn A. Non IgE-mediated Gastrointestinal Food Allergies in children. **Pediatr Allergy Immunol** 2017;28:6-17.
-  Pieścik-Lech M, Chmielewska A, Shamir R, Szajewska H. Systematic review: Early infant feeding and the risk of type 1 diabetes. **J Pediatr Gastroenterol Nutr** 2017;64:454-9.
-  Assa A, Frenkel-Nir Y, Leibovici-Weissman Y, Tzur D, Afek A, Katz LH, Levi Z, Shamir R. Anthropometric measures and prevalence trends in adolescents with coeliac disease: a population based study. **Arch Dis Child** 2017;102:139-44.
-  Morgenstern S, Brook E, Rinawi F, Shamir R, Assa A. Tissue and peripheral eosinophilia as predictors for disease outcome in children with ulcerative colitis. **Dig Liver Dis** 2017;49:170-4.
-  Elli L, Branchi F, Sidhu R, Guandalini S, Assiri A, Rinawi F, Shamir R, Das P, Makharia GK. Small bowel villous atrophy: celiac disease and beyond. **Expert Rev Gastroenterol Hepatol** 2017;11:125-38.
-  Forbes A, Escher J, Hébuterne X, Kłęk S, Krznaric Z, Schneider S, Shamir R, Stardelova K, Wierdsma N, Wiskin A.E, Bischoff S.C. ESPEN Guideline: Clinical Nutrition in inflammatory bowel disease.

Clin Nutr 2017;36:321-47.

-  Matar M, Rinawi F, Shamir R, Assa A. Hypergammaglobulinemia is a marker of extraintestinal manifestations in pediatric inflammatory bowel disease. **Turk J Gastroenterol** 2017;28:131-4.

-  Rinawi F, Assa A, Eliakim R, Mozer-Glassberg Y, Nachmias Friedler V, Niv Y, Rosenbach Y, Silbermintz A, Zevit N, Shamir R. The natural history of pediatric-onset IBD-unclassified and prediction of Crohn's disease reclassification: a 27-year study. **Scand J Gastroenterol** 2017;52:558-63.






-  Assa A, Bronsky J, Kolho KL, Zarubova K, de Meij T, Ledder O, Sladek M, van Biervliet S, Strisciuglio C, Shamir R. Anti-TNF α Treatment After Surgical Resection for Crohn's Disease Is Effective Despite Previous Pharmacodynamic Failure. **Inflamm Bowel Dis** 2017;23:791-7.









-  Crespo-Escobar P, Mearin ML, Hervás D, Auricchio R, Castillejo G, Gyimesi J, Martinez-Ojinaga E, Werkstetter K, Vriezinga SL, Korponay-Szabo IR, Polanco I, Troncone R, Stoopman E, Kolaček S, Shamir R, Szajewska H, Koletzko S, Ribes-Koninckx C. The role of gluten consumption at an early age in celiac disease development: a further analysis of the prospective PreventCD cohort study. **Am J Clin Nutr** 2017;105:890-6.








-  Koletzko B, Goulet O, Jochum F, Shamir R. Use of parenteral nutrition in the pediatric ICU: should we panic because of PEPaNIC? **Curr Opin Clin Nutr Metab Care** 2017;20:201-3.

-  Kolaček S, Hojsak I, Canani RB, Guarino A, Indrio F, Orel R, Pot B, Shamir R, Szajewska H, Vandenplas Y, van Goudoever J, Weizman Z. Commercial probiotic products: A call for improved quality control. A Position Paper by the ESPGHAN Working Group for Probiotics and Prebiotics. **J Pediatr Gastroenterol Nutr** 2017;65:117-24.

-  Guz-Mark A, Rinawi F, Egotubov O, Shimon I, Shamir R, Assa A. Pediatric-onset inflammatory bowel disease poses risk for low bone mineral density at early adulthood. **Dig Liver Dis** 2017;49:639-42.

-  Assa A, Frenkel-Nir Y, Tzur D, Katz LH, Shamir R. Cardiovascular Risk Factors in Adolescents With Celiac Disease: A Cross Sectional Population Based Study. **J Pediatr Gastroenterol Nutr** 2017;65:190-4.
-  Assa A, Frenkel-Nir Y, Tzur D, Katz LH, Shamir R. Large population study shows that adolescents with celiac disease have an increased risk of multiple autoimmune and non-autoimmune comorbidities. **Acta Paediatr** 2017;106:967-72.
-  Vandenplas Y, Szajewska H, Benninga M, Di Lorenzo C, Dupont C, Faure C, Miqdadi M, Osatakul S, Ribes-Konickx C, Saps M, Shamir R, Annamaria Staiano A. Development of the Brussels Infant and Toddler Stool Scale ('BITSS'): protocol of the study. **BMJ Open** 2017;29:7.
-  Rothschild B, Rinawi F, Herman Y, Nir O, Shamir R, Assa A. Prognostic significance of granulomas in children with Crohn's disease. **Scand J Gastroenterol** 2017;52:716-21.
-  Grossman Z, Hadjipanayis A, Stiris T, Del Torso S, Mercier JC, Valiulis A, Shamir R. Vitamin D in European children-statement from the European Academy of Paediatrics (EAP). **Eur J Pediatr** 2017;176:829-31.
-  Perl K, Ushakov K, Pozniak Y, Yizhar-Barnea O, Bhonker Y, Shivatzki S, Geiger T, Avraham KB, Shamir R. Reduced changes in protein compared to mRNA levels across non-proliferating tissues. **BMC Genomics** 2017;18:305.
-  Scarpato E, Quitadamo P, Roman E, Jojkic-Pavkov D, Kolacek S, Papadopoulou A, Roma E, Shamir R, Lev MRB, Lutovac B, Djuriscic V, Orel R, Koleilat A, Mneimneh S, Coppola V, Corazziari E, Staiano A. Functional Gastrointestinal Disorders in Children: A Survey on Clinical Approach in the Mediterranean Area. **J Pediatr Gastroenterol Nutr** 2017;64:e142-6.
-  Szajewska H, Shamir R. Editorial. Nutrition intervention in allergy prevention. **Ann Nutr Metab** 2017;70 Suppl 2:5.


-  Rinawi F, Ashkenazi S, Wilschanski M, Somekh E, Shamir R. Recommendations for the Diagnosis and Management of Pediatric Acute Gastroenteritis in Israel - Update 2017. **Harefuah** 2017;3:189-93. Hebrew.
-  Bar-Maisels M, Gabet Y, Shamir R, Hiram-Bab S, Pasmanik-Chor M, Phillip M, Bar-Yoseph F, Gat-Yablonski G. Beta Palmitate Improves Bone Length and Quality during Catch-Up Growth in Young Rats. **Nutrients** 2017;18:9.
-  Magni P, Bier DM, Pecorelli S, Agostoni C, Astrup A, Brighenti F, Cook R, Folco E, Fontana L, Gibson RA, Guerra R, Guyatt GH, Ioannidis JP, Jackson AS, Klurfeld DM, Makrides M, Mathioudakis B, Monaco A, Patel CJ, Racagni G, Schünemann HJ, Shamir R, Zmora N, Peracino A. Perspective: Improving Nutritional Guidelines for Sustainable Health Policies: Current Status and Perspectives. **Adv Nutr** 2017;8:532-545.
-  Assa A, Shamir R. Exclusive enteral nutrition for inducing remission in inflammatory bowel disease in paediatric patients. **Curr Opin Clin Nutr Metab Care** 2017;20:384-9.
-  Rinawi F, Assa A, Eliakim R, Mozer Glassberg Y, Nachmias Friedler V, Niv Y, Rosenbach Y, Silbermintz A, Zevit N, Shamir R. Predictors of pouchitis after ileal pouch-anal anastomosis in pediatric-onset ulcerative colitis. **Eur J Gastroenterol Hepatol** 2017;29:1079-85.
-  Rinawi F, Assa A, Bashir H, Peleg S, Shamir R. Clinical and Phenotypic Differences in Inflammatory Bowel Disease Among Arab and Jewish Children in Israel. **Dig Dis Sci** 2017;62:2095-101.
-  Rzehak P, Oddy WH, Mearin ML, Grote V, Mori TA, Szajewska H, Shamir R, Koletzko S, Weber M, Beilin LJ, Huang RC, Koletzko B; WP10 working group of the Early Nutrition Project. Infant feeding and growth trajectory patterns in childhood and body composition in young adulthood. **Am J Clin Nutr** 2017;106:568-80.
-  Rinawi F, Assa A, Eliakim R, Glassberg YM, Friedler VN, Niv Y, Rosenbach Y, Silbermintz A, Zevit N, Shamir R. Risk of Colectomy in Patients with pediatric-onset Ulcerative Colitis. **J Pediatr Gastroenterol Nutr** 2017;65:410-5.


-  Ari A, Morgenstern S, Chodick G, Matar M, Silbermintz A, Assa A, Mozer-Glassberg Y, Rinawi F, Nachmias-Friedler V, Shamir R, Zevit N. Oesophageal eosinophilia in children with coeliac disease. **Arch Dis Child** 2017;102:825-9.
-  Koletzko S, Auricchio R, Dolinsek J, Gillett P, Korponay-Szabo I, Kurppa K, Mearin L, Mäki M, Popp A, Ribes C, Shamir R, Stordal K, Troncone R, Werkstetter K, Wessels M, Zimmer KP, Husby S. No Need for Routine Endoscopy in Children With Celiac Disease on a Gluten-free diet. **J Pediatr Gastroenterol Nutr** 2017;65:267-9.
-  Chmielewska A, Pieścik-Lech M, Shamir R, Szajewska H. Systematic review: Early infant feeding practices and the risk of wheat allergy. **J Paediatr Child Health** 2017;53:889-96.
-  Herman Y, Rinawi F, Rothschild B, Nir O, Shamir R, Assa A. The Characteristics and Long-term Outcomes of Pediatric Crohn's Disease Patients with Perianal Disease. **Inflamm Bowel Dis** 2017;23:1659-65.
-  Werkstetter KJ, Korponay-Szabó IR, Popp A, Villanacci V, Salemme M, Heilig G, Lillevang ST, Mearin ML, Ribes-Koninckx C, Thomas A, Troncone R, Filipiak B, Mäki M, Gyimesi J, Najafi M, Dolinšek J, Dydensborg Sander S, Auricchio R, Papadopoulou A, Vécsei A, Sztanyai P, Donat E, Nenna R, Alliet P, Penagini F, Garnier-Lengliné H, Castillejo G, Kurppa K, Shamir R, Hauer AC, Smets F, Corujeira S, van Winckel M, Buderus S, Chong S, Husby S, Koletzko S; ProCeDE study group. Accuracy of Tests for Antibodies Against Tissue-transglutaminase in Diagnosis of Celiac Disease, Without Biopsy. **Gastroenterology** 2017;153:924-35.
-  Interator H, Lebenthal Y, Hoshen M, Safra I, Balicer R, Leshno M, Shamir R. Distinct Lipoprotein Curves in Normal Weight, Overweight and Obese Children and Adolescents. **J Pediatr Gastroenterol Nutr** 2017; 65:673-80.
-  Shamir R. ESPGHAN Distinguished Service Award 2017 to Professor Olivier Goulet. **J Pediatr Gastroenterol Nutr** 2017; 65:487-8.


-  Nir O, Rinawi F, Amarilyo G, Harel L, Shamir R, Assa A. Phenotypic Features and Longterm Outcomes of Pediatric Inflammatory Bowel Disease Patients with Arthritis and Arthralgia. **J Rheumatol** 2017; 44:1636-43.
-  Rinawi F, Zevit N, Eliakim R, Niv Y, Shamir R, Assa A. Long-Term Outcomes After Primary Bowel Resection in Pediatric-Onset Crohn's Disease. **Inflamm Bowel Dis** 2017; 24:149-58.
-  Masarwi M, Isaac Solnik H, Phillip M, Yaron S, Shamir R, Pasmanic-Chor M. Food restriction followed by refeeding with a casein- or whey-based diet differentially affects the gut microbiota of pre-pubertal male rats. **The Journal of Nutritional Biochemistry** 2018;51:27-39.
-  Hojsak I, Szajewska H, Canani RB, Guarino A, Indrio F, Kolacek S, Orel R, Shamir R, Vandenas Y, van Goudoever JB, Weizman Z. Probiotics for the Prevention of Nosocomial Diarrhea in Children; ESPGHAN Working Group for Probiotics/Prebiotics. **J Pediatr Gastroenterol Nutr** 2018;66:3-9.
-  Rinawi F, Assa A, Hartman C, Mozer Glassberg Y, Nachmias Friedler V, Rosenbach Y, Silbermintz A, Zevit N, Shamir R. Long-term Extent Change of Pediatric-Onset Ulcerative Colitis. **J Clin Gastroenterol** 2017, Jan 6. [Epub ahead of print]
-  Brandvayman Y, Rinawi F, Shamir R, Assa A. Associations of seasonal patterns and vitamin D levels with onset and flares of pediatric inflammatory bowel disease. **Minerva Pediatr** 2017, May 4. [Epub ahead of print]
-  Assa A, Rinawi F, Shamir R. The long-term predictive properties of the Paris classification in pediatric inflammatory bowel disease patients. **J Crohns Colitis** 2017, Sep 7. [Epub ahead of print]
-  Borrelli M, Maglio M, Korponay-Szabó IR, Vass V, Mearin ML, Meijer C, Niv-Drori H, Ribes-Koninckx C, Roca M, Shamir R, Troncone R, Auricchio R. Intestinal anti-transglutaminase 2 immunoglobulin A deposits in children at risk for coeliac disease (CD):


data from the PreventCD study. **Clin Exp Immunol** 2017, Nov 8. [Epub ahead of print]


 Scarpato E, Kolacek S, Jojkic-Pavkov D, Konjik V, Živković N, Roman E, Kostovski A, Zdraveska N, Altamimi E, Papadopoulou A, Karagiozoglou-Lampoudi T, Shamir R, Bar Lev MR, Koleilat A, Mneimneh S, Bruzzese D, Leis R, Staiano A; MEAP Group. Prevalence of Functional Gastrointestinal Disorders in Children and Adolescents in the Mediterranean Region of Europe. **Clin Gastroenterol Hepatol** 2017, Nov 9 [Epub ahead of print]

 Yackobovitch-Gavan M, Machtei A, Lazar L, Shamir R, Phillip M, Lebenthal Y. Randomised study found that improved nutritional intake was associated with better sleep patterns in prepubertal children who were both short and lean. **Acta Paediatr** 2017, Dec 27 [Epub ahead of print]


 Assa A, Amitai M, Greer ML, Castro DA, Kuint RC, Martínez-León M, Herman-Sucharska I, Coppentrath E, Anupindi S, Towbin A, Moote D, Konen O, Pratt LT, Griffiths A, Turner D; ImageKids Study Group. Perianal Pediatric Crohn Disease Is Associated With a Distinct Phenotype and Greater Inflammatory Burden. **J Pediatr Gastroenterol Nutr** 2017;65:293-8.


 Ledder O, Assa A, Levine A, Escher JC, de Ridder L, Ruemmele F, Shah N, Shaoul R, Wolters VM, Rodrigues A, Uhlig HH, Posovsky C, Kolho KL, Jakobsen C, Cohen S, Shouval DS, de Meij T, Martin-de-Carpi J, Richmond L, Bronsky J, Friedman M, Turner D. Vedolizumab in Paediatric Inflammatory Bowel Disease: A Retrospective Multi-Centre Experience From the Paediatric IBD Porto Group of ESPGHAN. **J Crohns Colitis** 2017;11:1230-7.


 Cohen S, Martinez-Vinson C, Aloï M, Turner D, Assa A, de Ridder L, Wolters VM, de Meij T, Alvisi P, Bronsky J, Kopylov U; Pediatric IBD Porto Group of ESPGHAN. CMV Infection in Pediatric Severe Ulcerative Colitis - A Multicenter Study from the Pediatric IBD Porto Group of ESPGHAN. **Pediatr Infect Dis J** 2017, Jul 31 [Epub ahead of print]

 Lev-Tzion R, Assa A, Yerushalmi B, Lahad A, Friedman M, Ledder O, Turner D. Rapid Infliximab Infusion in Children: A Multicenter Retrospective Cohort Study. **J Pediatr Gastroenterol**

Nutr 2017;65:101-3.

-  Levine A, Yerushalmi B, Kori M, Broide E, Mozer-Glassberg Y, Shaoul R, Kolho KL, Shteyer E, Shamaly H, Ledder O, Cohen S, Peleg S, Shabat CS, Focht G, Shachmon E, Boaz M, On A, Turner D. Mesalamine Enemas for Induction of Remission in Oral Mesalamine-refractory Pediatric Ulcerative Colitis: A Prospective Cohort Study. **J Crohns Colitis**;11:970-4.

-  Turner D, Yerushalmi B, Kori M, Broide E, Mozer-Glassberg Y, Shaoul R, Kolho KL, Shteyer E, Shamaly H, Ledder O, Cohen S, Peleg S, On A, Levine A. Once- Versus Twice-daily Mesalazine to Induce Remission in Paediatric Ulcerative Colitis: A Randomised Controlled Trial. **J Crohns Colitis** 2017;11:527-33.

-  Waisbourd-Zinman O, Surrey LF, Schwartz AE, Russo PA, Wen J. A Rare BSEP Mutation Associated with a Mild Form of Progressive Familial Intrahepatic Cholestasis Type 2. **Ann Hepatol** 2017;16:465-8.